

DOOSAN

Wheel Loaders |
DL250-5



Maximum power: 172 hp
Operating weight: 13,545 kg
Bucket capacity: 2.4 m³





Engine

Model	Doosan DL06
Regulation compliant	Stage IV
No. of cylinders	6
Nominal power - Gross (SAE J1995)	172 hp (128 kW) at 2100 rpm
Maximum torque - Gross	804 Nm at 1400 rpm
Idle (low - high)	800 - 2100 rpm
Displacement	5.9 litres
Bore x stroke	100 mm x 125 mm
Starter	24 V - 6 kW
Batteries - Alternator	2 x 12 V, 100 Ah - 24 V, 80 A

Transmission

Type	4-Gear Auto-Powershift
Speeds - Forward 1-2-3-4	6 / 12 / 23 / 38
Speeds - Reverse 1-2-3	7 / 12 / 25
Maximum traction	13 ton
Maximum gradeability	58% / 30°

Axles & Tires

Front axle	Limited Slip Differential (LSD)
Rear axle	Limited Slip Differential (LSD)
Tire size - standard	20.5R25

Hydraulic system

Type	Closed Load Sensing hydraulic system
Maximum flow	155 l/min
Maximum pressure	265 bar
Pilot system	Automatic functions for positioning the bucket ready to dig and a function for stopping the lift arm at the desired height, and low position adjusted manually by switch, are standard.
Filtration	In the oil return to the tank, the fibre glass filter has a filtering capability of 10 micron.

Lift arm

Lift arm - up	5.9 s
Lift arm - down	3.4 s
Bucket - crowd	1.8 s
Bucket - dump	1.1 s

Steering system

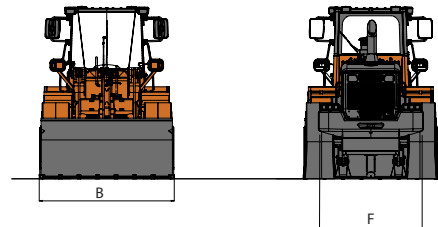
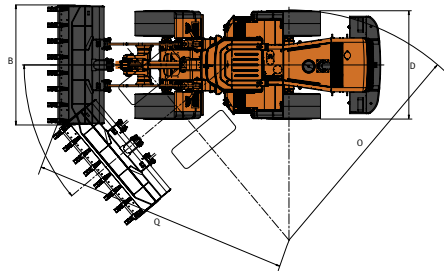
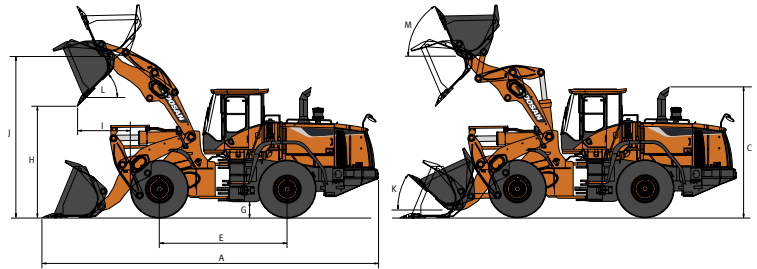
Type	Load sensing hydraulic system
Steering angle	40°
Oil flow	155 l/min
Steering cylinders (2)	Emergency steering system with electric motor-driven hydraulic pump.

Cab

Safety standards	ROPS ISO 3471:2008 FOPS ISO 3449
Door	1
Emergency exits	2
A weighted emission sound pressure level at the operator's position, LpAd (ISO 6396)	Declared: 72 dB(A) Measured: 71 dB(A)
A weighted emission sound power level at external position, LwAd (ISO 6395)	Declared: 103 dB(A) Measured: 101 dB(A)

Fluid capacities

Fuel tank	222 l
Urea tank (AdBlue®)	31.5 l
Cooling system	40 l
Engine oil	27 l
Front axle	35 l
Rear axle	23 l
Hydraulic tank	85 l



Dimensions and operational data

	DL250-5 – Pin-on Configuration	General purpose		High Lift		
		Teeth	Cutting edge	Teeth	Cutting edge	
	Capacity heaped ISO/SAE	m ³	2.4	2.5	2.4	2.5
B	Bucket width	mm	2740	2740	2740	2740
	Breakout force	kN	107	106	106	104
	Static tipping load (straight)	kg	11135	10885	9950	9725
	Static tipping load (at full turn)	kg	9835	9610	8785	8585
H	Dump height (at 45° – fully raised)*	mm	2725	2802	3169	3246
I	Dump reach (at 45° – fully raised)*	mm	1143	1073	1104	1034
	Dump height (at max. dump) – (at max. reach)*	mm	689	786	717	810
	Dump reach (at max. dump) – (at max. reach)*	mm	1495	1456	1913	1866
	Digging depth	mm	98	98	137	137
J	Height at bucket pivot point	mm	3858	3858	4302	4325
	Max. tilt angle in carry position	°	48	48	51	51
M	Max. tilt angle fully raised	°	59	59	61	61
K	Max. tilt angle on ground	°	42	42	43	43
	Max. tilt angle at max. reach	°	59	59	58	58
	Max. dump angle at max. reach	°	65	65	60	60
	Max. dump angle on ground	°	64	64	63	63
L	Max. dump angle fully raised	°	48	48	45	45
O	External radius at tyre side	mm	5475	5475	5475	5475
Q	External radius at bucket edge	mm	6075	6045	6167	6134
E	Wheel base	mm	3010	3010	3020	3020
D	Width at tyres	mm	2640	2640	2640	2640
F	Tread	mm	2040	2040	2040	2040
G	Ground clearance (at 12° osc.)	mm	435	435	435	435
A	Overall length	mm	7580	7475	7970	7865
C	Overall height	mm	3280	3280	3280	3280
	Operating weight	kg	13,545	13,660	14,005	14,120

DOOSAN

